



# DATASHEET

# CY-S1208-90

## Overview

This series contains the following types:

- CY-S1208-90: 8-Port Gigabit PoE+ 2 Port Gigabit RJ45 unmanaged Ethernet Switch
- CY-1208T-90: 8-Port Gigabit PoE+ 1-Port Gigabit RJ45 1-Port Gigabit SFP unmanaged Ethernet Switch

CY-S1208-90 provides 8\*10/100/1000Mbps RJ-45 Ethernet ports, 2\*10/100/1000Mbps RJ-45 uplink Ethernet ports. CY-1208T-90 provides 8\*10/100/1000Mbps RJ-45 Ethernet ports, 1\*10/100/1000Mbps RJ-45 and 1\*1000Mbps SFP uplink Ethernet ports. All downlink RJ-45 ports support Power-over-Ethernet (PoE), and deliver up to 45W power per port. It meets IEEE 802.3af/at standard.

The switch supports 2 working modes through DIP switch: Default and VLAN. It can be widely used in video security monitoring systems, network projects, etc.

## Features and Highlights

### Abundant Interfaces

- CY-S1208-90: 8\*10/100/1000BASE-T PoE+ RJ-45(Auto MDI/MDIX)  
2\*10/100/1000BASE-T RJ-45(Auto MDI/MDIX)
- CY-S1208T-90: 8\*10/100/1000BASE-T PoE+ RJ-45(Auto MDI/MDIX)  
1\*10/100/1000BASE-T RJ-45(Auto MDI/MDIX)  
1\*1000BASE-X SFP

### One-key Smart Mode

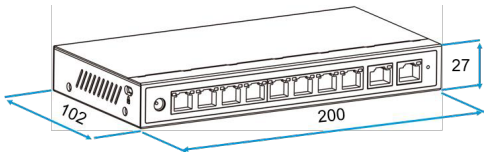
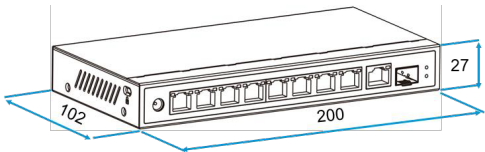
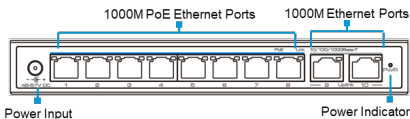
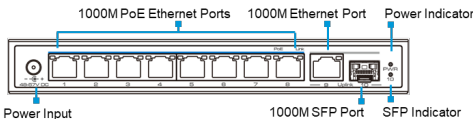
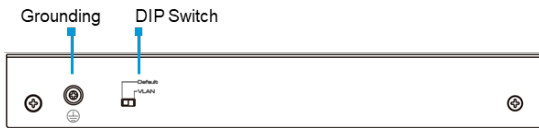
- Default: All ports are free to communicate, transmission distance: 0~100m.
- VLAN: Downlink ports are isolated from each other, but can communicate with uplink ports.



## Specifications

Item	CY-S1208-90	CY-S1208T-90
Hardware Specifications		
Downlink Ports	8*10/100/1000BASE-T PoE+ RJ-45(Auto-MDI/MDI-X)	
Uplink Ports	2*10/100/1000BASE-T RJ-45(Auto-MDI/MDI-X)	1*10/100/1000BASE-T RJ-45(Auto-MDI/MDI-X) 1*1000BASE-X SFP
LED Indicators	1*PWR, power indicator	
	10*Link, port indicators	
	8*PoE, PoE indicators	
DIP Switch	Default: all ports are free to communicate, transmission distance: 0~100m. VLAN: downlink ports are isolated from each other, but can communicate with uplink ports.	
Input Voltage	48~57V DC	
Power Consumption	≤125W (Full load including PoE)	
Dimensions (W*D*H)	200*102*27mm	
Net Weight	0.5kg	
Installation	Desktop/Wall mounted	
Material	Metal shell	
Color	Black	
Switch Property		
Standards	IEEE 802.3, IEEE 802.3u, IEEE 802.3ab, IEEE 802.3z, IEEE 802.3x	
Forwarding Modes	Store and Forward	
MAC Table	4k, support auto learning	
Switching Capacity	20Gbps/non-blocking	
Packet Forwarding Rate	14.88Mpps	
Buffer	1M	
Power Supply		
PoE Standard	IEEE 802.3af/at	
PoE Power Supply Type	End-span	
PoE Pin Assignment	1/2 (+), 3/6 (-)	
PoE Budget	45W max for each port, 120W max for whole switch	
Reliability		
ESD	IEC61000-4-2, Level 3: Contact Discharge: ±6kV, Air Discharge: ±8kV	
Surge	IEC61000-4-5, line to earth: 6kV	
Operating	-10℃~45℃, 5%~95% (Non-condensation)	
Storage	-40℃~85℃, 5%~95% (Non-condensation)	

## Appearances and Dimensions

Item	
CY-S1208-90 Dimensions(mm)	CY-S1208T-90 Dimensions(mm)
	
CY-S1208-90 Front Panel	CY-S1208T-90 Front Panel
	
Rear Panel	
	

## Packing List

Welcome to order our products. After purchasing, you will receive:

Item	Quantity
Switch	1 pc
Power Adapter	1 pc
Mounting Accessory	1 set
Quick Installation Guide	1 pc

